



# Academy Stars

Aspire to excellence!



macmillan  
education

# 5

# I can do it!



# Lesson 1 Vocabulary

1  2.1-2.2 Listen and say. Then listen and number.



catch



climb



jump



kick



ride a bike



sing




swim



throw  1

2  Look at the picture. Find the actions in Activity 1.

3  Which actions use balls? Which actions can animals do?

4  2.3 Sing and act out. **Be a star!** 

Look at me!

Look at me!

I'm happy!

So kick a little bit.

Climb a little bit.

*Then jump up and down*

*And sing this song.*

Look at me!

I'm happy!

So throw a little bit.

Catch a little bit.

Look at me!

I'm happy!

So ride a little bit.

Swim a little bit.

1 2.4 Listen and read. Can Bot sing?



2 2.4 Read and tick (✓) or cross (x). Listen again and check.

- |   |  |
|---|--|
| 1 Tom and Alex can kick a ball. <input checked="" type="checkbox"/> | 4 Anna can catch. <input type="checkbox"/> |
| 2 Sara can't throw. <input type="checkbox"/>                        | 5 Tom can jump. <input type="checkbox"/>   |
| 3 Bot can catch. <input type="checkbox"/>                           | 6 Bot can't sing. <input type="checkbox"/> |

3 Work in groups. Act out the story. **Be a star!**

## Lesson 3 Grammar focus

1 2.5 Look and read.

Graphic

Grammar

can / can't for ability

I can swim .

I can't swim .

He can climb .

She can't climb .

We can sing .

They can't sing .

can't → cannot

2 Look, circle and write *can* or *can't*.

1 They can climb / catch.

2 She \_\_\_\_\_ kick / jump.

3 He \_\_\_\_\_ sing / swim.

4 They \_\_\_\_\_ ride a bike /  
throw a ball.

5 He \_\_\_\_\_ kick / catch.

6 She \_\_\_\_\_ sing / climb.



3 What can you do? Tell your friends. **Be a star!**



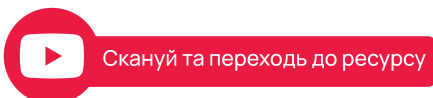
I can swim.

I can't swim. I can sing.



Unit 5 Talk about abilities  
WB: page 50

5



## Lesson 5 Sounds and letters

1  2.7 Listen and say. Complete.



jump



r\_n



s\_n

2  2.8 Listen and say the chant.

Fun! Fun! Fun!

Let's have fun with Mum!

We can jump and run

In the sun with Mum.

Fun! Fun! Fun!



3  2.9 Match the words with **u**. Listen, check and say. **Be a star!** 

1 run

2 jump

5 sun

6 cat

3 pen

4 frog

7 rubber

8 mum

**U**

### Learning to learn

If you can't read a word, here are some ideas to help.

Say the first sounds in the word.

Try to guess the word.

h-a-p ...



happy!

# Lesson 6 Language in use

1 2.10 Listen and say.



Can you see **the sun**?



No, I can't.

Can you see **a spider**?

Yes, I can.

Can you see **a bird**?

No, I can't.

Can you hear **the wind**?

Yes, I can.

2 Work in pairs. Ask and answer.

### Student A



a horse    a flower    a cat    a dog  
x            ✓            ✓            x

### Student B



a fox    a worm    a frog    a baby  
✓            x            x            ✓

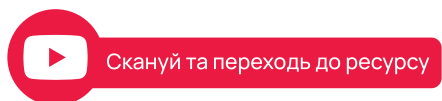
Student A Can you see **a horse**?

Student B No, I can't.

3 Now it's your turn. Ask and answer in pairs. **Be a star!**

Can you see a pen?

Yes, I can.



# The King of the Forest

1  2:13 Look at the story. What animals can you see?

1 Tiger isn't happy.  
He's hot and hungry.



2 Look! Tiger is happy now. He can see Fox. 'Roooarr!' says Tiger.



3 'Hello, Tiger,' says Fox.  
'Are you scared?' asks Tiger.  
'No, I'm not scared,' says Fox.  
'I'm the King of the Forest. Everyone is scared of me.'  
'Ha, ha, ha!' says Tiger. 'You're funny.'





4

'Can you run fast?' asks Fox.  
'Yes, I can,' says Tiger.  
Fox and Tiger can run fast.



5

The rabbits can see Tiger.  
'You can't catch us,' say the rabbits.  
'Look!' says Fox. 'The rabbits are  
scared of me!'



6

Now, the goats can see Tiger.  
'You can't catch us,' say the goats.  
'Look!' says Fox. 'The goats are  
scared of me!'




7

Now, the monkeys can see Tiger.  
'You can't catch us,' say the monkeys.  
'Look!' says Fox. 'The monkeys are scared of me!'



8

'You are the King of  
the Forest!' says Tiger.  
'Now I can't eat you!'



## Reading time 2    Activities

1 Read the story again. **Circle** the animals.

1 He's hot and hungry.

**Tiger** / Fox

2 He isn't scared.

**Tiger** / Fox

3 He's funny.

**Tiger** / Fox

4 He can run fast.

**Tiger** / Fox

5 He's the King of the Forest.

**Tiger** / Fox

2   **Think and answer.**

1 Are the animals scared of Fox?

2 Are the animals scared of Tiger?

3 Who is your favourite character? Why?



3  **Choose your favourite part of the story. Draw and write.** **Be a star!** 

A large rectangular box with a decorative border, containing several horizontal lines for writing and drawing.

4  **Now watch the video.**

# 5

# I can do it!

## Lesson 1 Vocabulary

### 1 Look and write.

throw      ride a bike      climb      kick  
jump      **swim**      sing      catch

1



swim

2



3



4



5



6



7



8



### 2 Look and complete.

~~catch~~      throw      kick      climb      jump      swim










catch



## Lesson 3 Grammar focus

1 Look and complete. Write *can* or *can't*.

					
 Lucy	✓	×	×	✓	×
 Sam	×	✓	✓	✓	×

- Lucy can sing.
- She \_\_\_\_\_ jump.
- Sam \_\_\_\_\_ sing.
- He \_\_\_\_\_ kick a ball.
- They \_\_\_\_\_ ride a bike.
- They \_\_\_\_\_ swim.

2  What can you do? Write *can* or *can't*.

- I \_\_\_\_\_ sing.
- I \_\_\_\_\_ jump.
- I \_\_\_\_\_ throw a ball.
- I \_\_\_\_\_ climb.
- I \_\_\_\_\_ swim.
- I \_\_\_\_\_ ride a bike.

### FOR STUDENTS

Everything they need for engaging lessons, consolidation and digital learning.



Pupil's Book



Workbook



Pupil's  
Practice Kit

\* The Pupil's Book (levels: Starter - 6) provides access to all student digital components with one code.

### FOR TEACHERS

Flexible components to support teachers before, during and after the lesson.



Teacher's Book



Presentation  
Kit



Teacher's  
Resource Centre

\* The Teacher's Book provides access to all teacher and student digital components with one code.

## Lesson 1: Vocabulary

Візуалізація нових лексичних одиниць та повторення лексики попередніх розділів



Мотивуючі «Be a Star» завдання

Зрозумілі очікувані результати

## Lessons 2 & 3: Grammar




Інноваційні відео-презентації граматики «Graphic Grammar»

Персоналізація на кожному уроці

## Lesson 4: Reading


Захоплюючі тексти для навчання читання



Розвиток критичного мислення за програмою НУШ

## Lessons 5 & 6: Sounds, Letters and Language Use

Навчання читання методом phonics



Автентичні відео для відпрацювання вивчених лексики і граматики

Стратегія для запам'ятовування лексики і граматики

Завдання «Communicate» за стандартами НУШ

## Lessons 7 & 8: Listening, Speaking and Writing

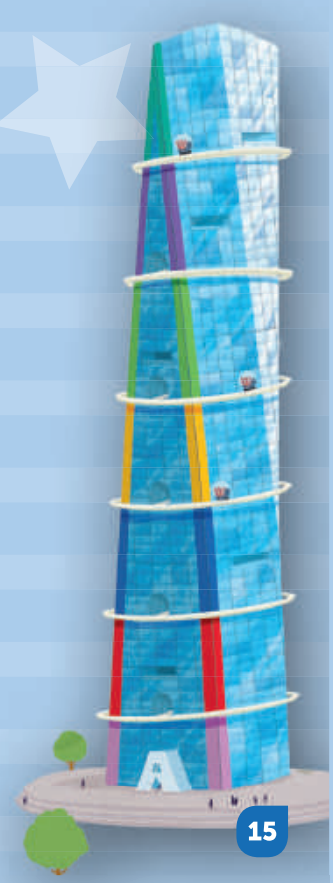

Задання на розвиток емоційного інтелекту



Закріплення ключової лексики і граматики через захоплюючі завдання

## Review

Завдання для систематичного формувального оцінювання



# Academy Stars

Everything you need  
to support great teaching  
and effective learning



Представники та методисти видавництва «Макміллан» завжди раді допомогти при виборі навчальних посібників, проконсультувати щодо різних питань, які стосуються роботи з НМК видавництва, як по телефону, так і при особистій зустрічі.

Інна Нестоїтер

Методист-консультант

Телефон: +38 (050) 448-69-09

E-Mail: [inna.nestoiter@macmillaneducation.com](mailto:inna.nestoiter@macmillaneducation.com)

Ніна Сісей

Методист-консультант

Телефон: +38 (050) 336-35-13

E-Mail: [nina.sisey@macmillaneducation.com](mailto:nina.sisey@macmillaneducation.com)

Світлана Матвієнко

Методист-консультант

Телефон: +38 (050) 336-35-26

E-Mail: [svitlana.matvienko@macmillaneducation.com](mailto:svitlana.matvienko@macmillaneducation.com)

[www.macmillanukraine.com](http://www.macmillanukraine.com)

Приєднуйтеся до нас у соцмережах

 Facebook: Macmillan Education Ukraine

 Instagram: [macmillan.ukraine](https://www.instagram.com/macmillan.ukraine)

 YouTube: Macmillan Ukraine



*With learners for life*

 macmillan  
education