

# Встановлення застосунку Macmillan Education Everywhere (МЕЕ) на Ваш пристрій

< Back

Learning Lands



## Macmillan Education Everywhere App







Щоб користуватися усіма ресурсами підручника без доступу до інтернету, потрібно встановити застосунок на Ваш пристрій. Для цього натисніть **Download**.

Download the app



Download

## Desktop

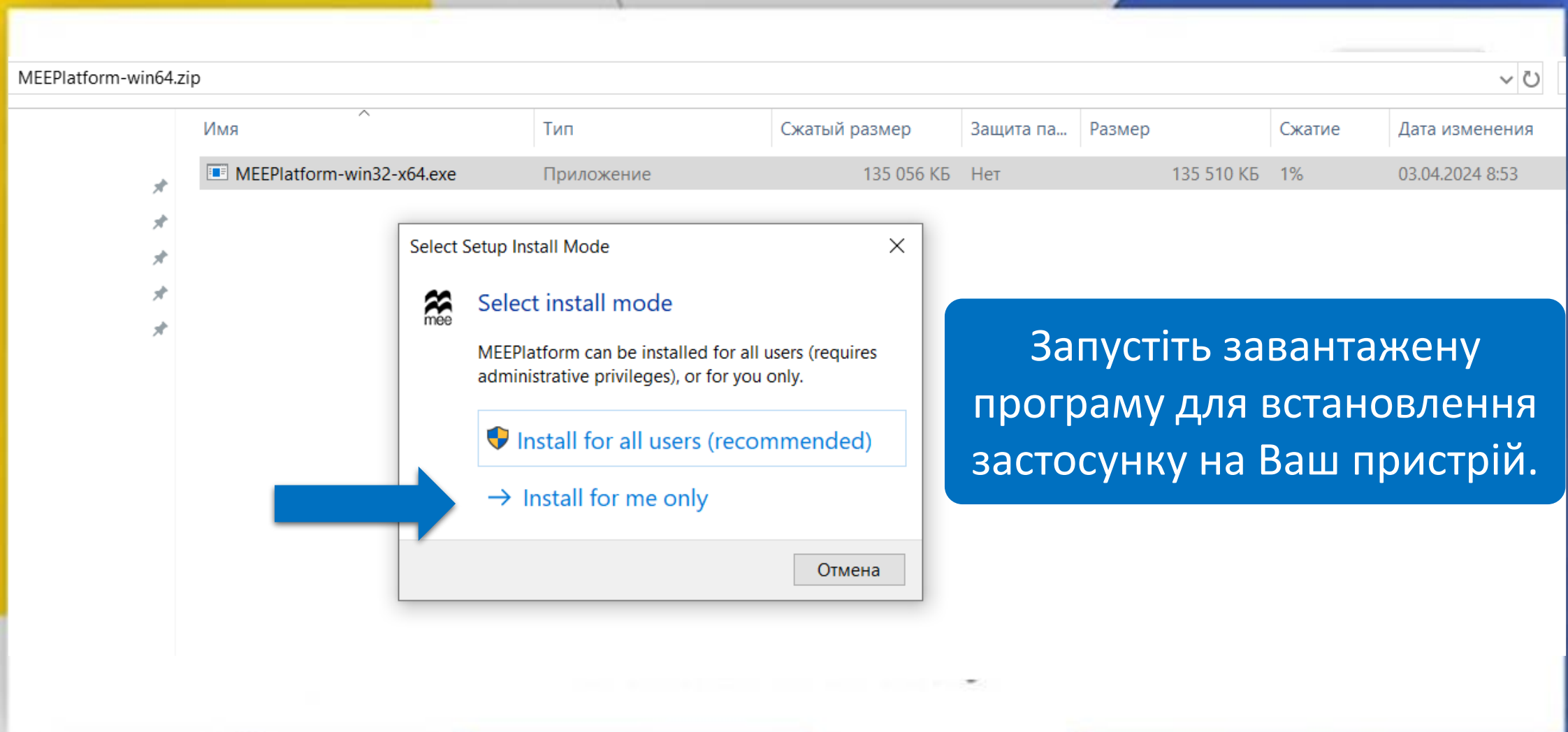
[Windows](#) Download[Apple MacOS](#) Download[Linux - individual and admin](#) Download[Linux .deb - admin only](#) Download

## Tablet and smartphone

[Android](#)[Apple iOS](#)

When downloading our app, the app store selected by you (e.g. Google Play, Apple iTunes Store) may process some of your personal data such as your username, email address, time of download and payment information. Please check the privacy policy of the app store.

Виберіть операційну систему та натисніть **Download.**



Setup - MEEPlatform version 2.4.3.45

### Select Destination Location

Where should MEEPlatform be installed?



Setup will install MEEPlatform into the following folder.

To continue, click Next. If you would like to select a different folder, click Browse.

C:\ProgramData\MEEPlatform

Browse...

At least 909,6 MB of free disk space is required.



Next

Cancel

Setup - MEEPlatform version 2.4.3.45

### Select Start Menu Folder

Where should Setup place the program's shortcuts?



Setup will create the program's shortcuts in the following Start Menu folder.

To continue, click Next. If you would like to select a different folder, click Browse.

MEEPlatform

Browse...

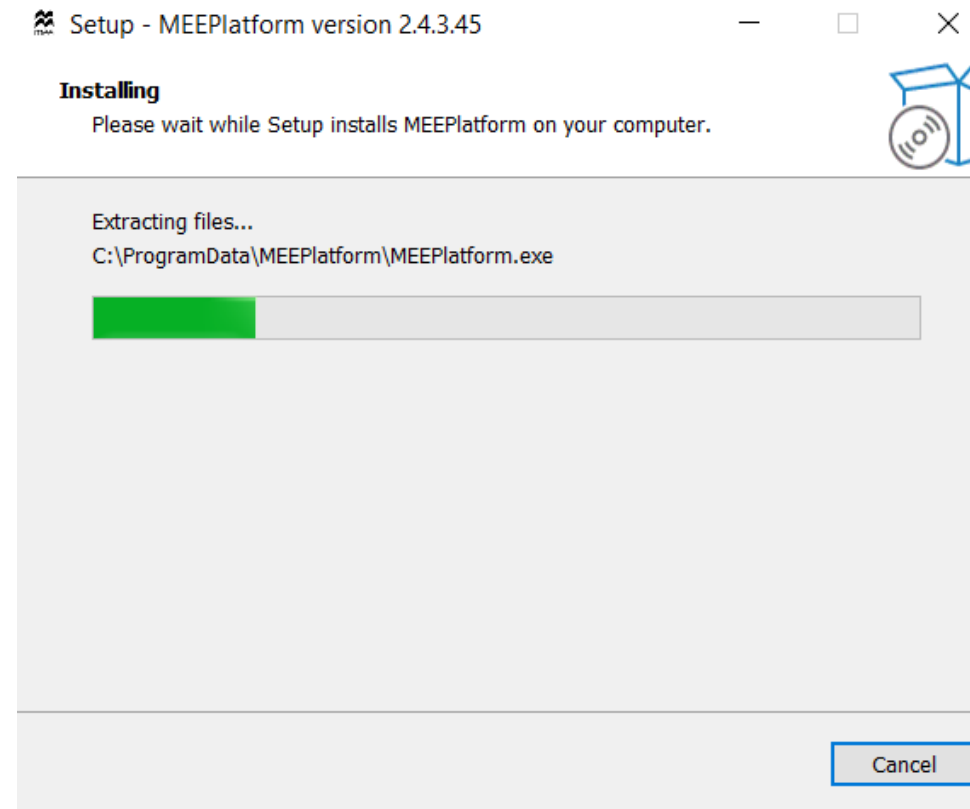
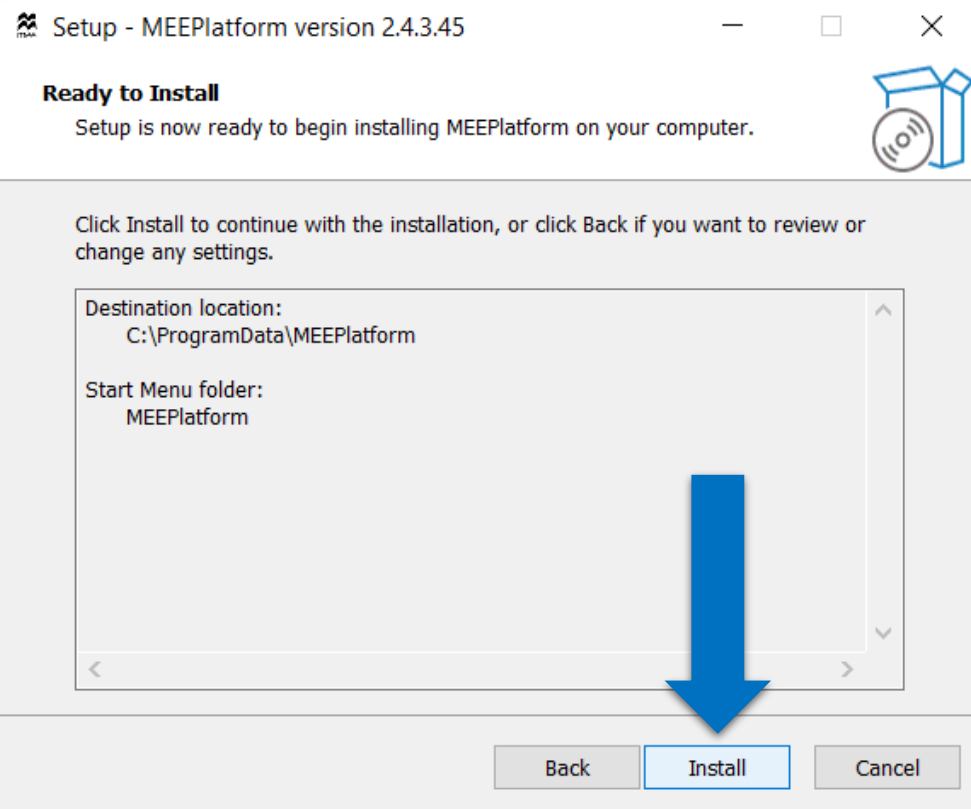


Back

Next

Cancel







## Completing the MEEPlatform Setup Wizard

Setup has finished installing MEEPlatform on your computer. The application may be launched by selecting the installed shortcuts.

Click Finish to exit Setup.

☒ Launch MEEPlatform



Finish



## Welcome to Macmillan Education Everywhere

Log in

OR

Register

[Help](#)

Після запуску застосунку  
потрібно авторизуватись.  
Для цього натисніть **Log in**,  
введіть логін та пароль, з  
якими Ви реєструвались на  
платформі MEE.





# Learning Lands Level 1



My library



Class setup



School work



Notifications

8



Settings



Help




Log out




## Learning Lands Level 1

Start date: 25th July 2024 | End date: 21st June 2026

Відкрийте потрібний  
КОМПОНЕНТ.



Teacher's Digital  
Pupil's Book



Digital Activity Book



Something for  
Everyone eBook



Teacher's Resource  
Centre



Homework



Table of contents



My bookmarks



My notes



My downloads



Rewards



All activities



## Fantastic toys

Vocabulary 1

What can you see?

1 balloon

2 kite

3 Today Share a toy

4 ball

5 game

6 alien

7 car

8 bike

9 scooter

10 doll

ten, find and say.

Watch or listen. Move and sing.

with me!

Look! It's a ball.

A ball, a ball, a ball.

Play with me.

kite

scooter

car

bike

SING

## Lesson 2 Grammar 1

1 Listen and look. What is Sam's toy?

Hi Lily, play with me! What is it?

It's a car.

And ...

What is it now?

It's an alien! What fun!

Grammar

2 Listen and stick the toy stickers.

1

3

4

5

3 Point. Ask and answer about the picture on page 10.

What is it?

It's a bike.

В меню виберіть  
My downloads.





&lt; My downloads

[Remove downloads](#)✓ [Contents](#)✓ [Syllabus](#)✓ [Amazing Park map](#)✓ [Welcome](#)✓ [Unit 1 Fantastic toys](#)✓ [Unit 2 Happy classrooms](#)✓ [Unit 3 Forest faces](#)

Download all (2.1 GB)

## Fantastic toys

**Vocabulary 1**  
What can you see?

1 balloon  
2 kite  
4 ball  
5 game  
6 alien  
7 car  
8 bike  
10 doll

Today Share a toy

Listen, find and say.  
Watch or listen. Move and sing.

**SING with me!**

Look! It's a ball.  
A ball, a ball, a ball.  
Play with me.

kite  
scooter  
car  
bike

and circle the song words in the picture.

Key learning outcomes: Identify and say ten toys; Sing a song about toys **Activity Book, p.8**

## Lesson 2 Grammar 1

**1** Listen and look. What is Sam's toy?  
Hi Lily, play with me! What is it?  
It's a car.  
And ...  
What is it now?

**2** Listen and stick the  
1  
3  
4

**3** Point. Ask and answer about the picture on page 10.  
What is it?  
It's a bike.

Key learning outcome: Ask and answer about toys **Activity Book, p.9**

eleven **11**

Для роботи offline,  
завантажте потрібний  
розділ. Також можна  
завантажити усі розділи.  
Переконайтесь, що на  
Вашому пристрої достатньо  
місця для цього.



My downloads

[Remove downloads](#)✓ [Contents](#) ✓✓ [Syllabus](#) ✓✓ [Amazing Park map](#) ✓✓ [Welcome](#) ✓ [Unit 1 Fantastic toys](#) ✓✓ [Unit 2 Happy classrooms](#) ✓ [Unit 3 Forest faces](#)

Download all (1.8 GB)

# Fantastic toys

1 balloon

2 kite

3 car

4 scooter

5 doll

6 bike

7 car

8 bike

9 scooter

10 doll

Listen and look. What is Sam's toy?

Hi Lily, play with me! What is it?

And ...

What is it now?

It's an alien! What fun!

**Grammar**

What **is** it? It's **a** car.  
It's **an** alien.

and stick the toy stickers.

ten, find and say.

Watch or listen. Move and sing.

**SING**

Look! It's a **ball**.  
A **ball**, a **ball**, a **ball**.  
Play with me.

kite  
scooter  
car  
bike

Point. Ask and answer about the picture on page 10.

What is it? It's a bike.

Key learning outcomes: Identify and say ten toys; Sing a song about toys

Activity Book, p.8

Activity Book, p.9 Key learning outcome: Ask and answer about toys

eleven 11



For support, please go to  
**[help.macmillaneducation.com](https://help.macmillaneducation.com)**