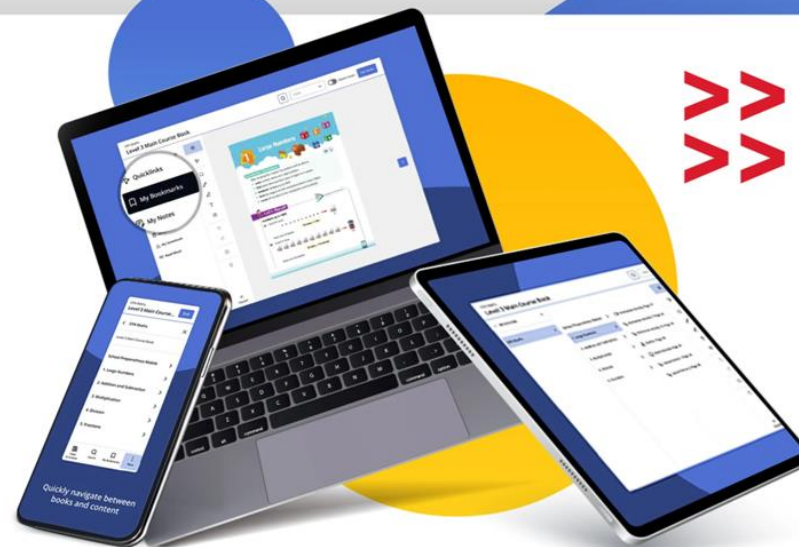


Створення завдань для
оцінювання учнів
(Assessment) на платформі
Macmillan Education
Everywhere (MEE)



Онлайн оцінювання





Get Involved for Ukraine 2



My library



Class setup



School work



Notifications



Settings



Help



Log out

Get
INVOLVED!

Як вчитель, Ви можете створювати та призначати завдання для оцінювання на платформі МЕЕ.

Для цього натисніть **School work**.



Digital Student's
Book



Digital Workbook



On-the-Go Practice



Challenge



Teacher's Resource
Centre





macmillan
education





School work


Assessment

 My library


 Class setup

 School work >

 Notifications

 Settings >

 Help 

 Log out

Assessment >

Homework >

Progress

Grading


Calendar

Dashboard

My questions



My assessments ▼


 Add assessment

Натисніть **School work**, **Assessment**, потім **Dashboard**.



No assessments in this section

Please select another tab or create a new assessment.

 Add assessment



macmillan
education



< [Menu](#)

Dashboard

My questions

Dashboard

Active

Future

Past

Drafts

Quick print

my assessment →

+ Add assessment

Натисніть + Add Assessment.



No assessments in this section

Please select another tab or create a new assessment.

+ Add assessment





School work

Assessment

< [Menu](#)

Dashboard

My questions

Dashboard

Active

Future

Past

Drafts

My assessments



Add assessment

Choose assessment format

Schedule and assign to students



Digital

Schedule and assign the assessment for students to do digitally. The grades from the assessment display in the Grading and Progress areas.



Paper (with students assigned)

Schedule and assign the assessment for students to do on paper. Student scores can be easily added in the Grading area to display in the Progress area.



Scheduling or assigning to students is not required



Paper (quick print)

Download the paper assessment without scheduling or assigning it to students to be able to print it quickly. Student scores cannot be added in the Grading area and will not be displayed in the Progress area.



Cancel

Виберіть формат
Digital для створення
онлайн оцінювання



< [Menu](#)

Dashboard

My questions

Dashboard

Active

Future

Past

Drafts

Quick print

My assessments ▼

+ Add assessment

New assessment name

Fields marked with * are required

Please add a name for your assessment *

Demo Assessment 1

Cancel

Save

Введіть назву
оцінювання і натисніть
Save

this section

at a new assessment.


+ Add assessment



Assessment

Add assessment

Demo Assessment 1

 Edit

Натисніть **Add**, щоб вибрати тип завдання.

Questions

Selected questions: 0

Add

Students

Assigned to: None

Assign

Schedule and settings

Start date: Not set | End date: Not set


Add



Assessment

Add assessment

Demo Assessment 1

 Edit

Ви можете обрати один з трьох типів завдань.

Questions

Selected questions: 0

Add

Students

Assigned to: None

Schedule and settings

Start date: Not set | End date: Not set

Add

From the Question bank

Ready-made tests

My questions

Step 1 of 2: Select questions

Get Involved for Ukraine 2

Question source

- ☒ Macmillan Education (457)
- ☐ User-created (0)

Content

Clear all ×

- > Question Type
- > Score
- > Detailed Skills or Grammar
- > Difficulty
- > Language Areas and Skills
- > Topics

Q Search

Add

Show results

Total added: 0



Select questions

You haven't added any questions yet.
Please select at least one filter to view the questions available.

Якщо Ви обираєте завдання з банку запитань,
Ви можете скористатися фільтрами для пошуку
релевантних завдань.

Step 1 of 2: Select questions

- ☒ Macmillan Education (457)
- ☐ User-created (0)

Content Clear all ×

- ▼ Question Type
- ☐ Drop-down
 - ☐ Drag and drop
 - ☒ Matching
 - ☒ Multiple choice (one correct answer)
 - ☐ Speaking
 - ☒ Gap fill
 - ☐ Text entry (teacher marked)

- > Score
 - > Detailed Skills or Grammar
 - > Difficulty
 - > Language Areas and Skills
 - > Topics
- Add

Show results



Select questions

You haven't added any questions yet.
Please select at least one filter to view the questions available.

Якщо Ви обираєте завдання з банку запитань,
Ви можете скористатися фільтрами для пошуку
релевантних завдань.

Step 1 of 2: Select questions

Exit

- ☒ Macmillan Education (457)
- ☐ User-created (0)

Content

Clear all X

- > Question Type
- > Score
- > Detailed Skills or Grammar
- > Difficulty
- > Language Areas and Skills
- > Topics

Add

Show results

Label: A2, Key focus: Vocabulary, Weather & climate, Daily activities | Question type: Drop-down | Score: 7

+ Add

Digital preview

Choose the correct answers to complete the dialogue.
Mary: What are you doing, Nancy?...

Details

Label: A2, Key focus: Vocabulary, Daily activities | Question type: Gap fill | Score: 6

+ Add

Digital preview

Complete the sentences with the activities in the photo.

+ Add

Digital preview

Choose the correct option.
Emily's routine...

Details

Ви можете переглянути запропоновані завдання. Для цього натисніть **Digital preview**. Щоб додати завдання, натисніть **+Add**.

Step 1 of 2: Select questions

Exit

Get Involved for Ukraine 2

Question source

- ☒ Macmillan Education (457)
- ☐ User-created (0)

Content

Clear all ×

- > Question Type
- > Score
- > Detailed Skills or Grammar
- > Difficulty
- > Language Areas and Skills
- > Topics

Add

Show results

Total added: 3

15 of 457 questions found
Assessments should not contain more than 100 questions.

Expand all

Add all

<div><div>✓</div><div>Label: A2, Key focus: Vocabulary, Daily activities, School subjects Question type: Gap fill Score: 7</div></div>	<div>— Remove</div>	<div>Digital preview</div>
<div>Complete the text with one word in each gap. Stefan's typical Tuesday...</div> <div>Details</div>		
<div><div>✓</div><div>Label: A2, Key focus: Vocabulary, Daily activities Question type: Gap fill Score: 1</div></div>	<div>— Remove</div>	<div>Digital preview</div>
<div>Complete the sentence with a daily routine activity. In the morning after I get up, I for five minutes. It's very long and I like it to look nice.</div> <div>Details</div>		
<div>Label: A2, Key focus: Vocabulary</div>	<div>+ Add</div>	<div>Digital preview</div>
<div>Complete the sentence with a daily routine activity. Then, I with the things I need for school.</div> <div>Details</div>		



Ви можете видалити завдання.
Для цього натисніть – Remove.

Step 1 of 2: Select questions

Exit

Choose the correct answers to complete the dialogue.
Mel: What are you doing, Tiago?...

Details

Label: A2, Key focus: Vocabulary, Weather & climate, Daily activities | Question type: Drop-down | Score: 7

+ Add

Digital preview

Choose the correct answers to complete the dialogue.
Mary: What are you doing, Nancy?...

Details

Label: A2, Key focus: Vocabulary, Activities | Question type: Drop-down | Score: 7

- Remove

Digital preview

Choose the correct answers to complete the dialogue.
Mel: What are you doing, Tiago?...

Details

5 Items

11

Натисніть Next, щоб переглянути обрані завдання.

<

1

2

3

>



Next
Review questions (5)

>

Step 2 of 2: Review questions

Exit

Ви можете редагувати свій вибір на цьому етапі.

Total added: 4

0 questions selected

Preview assessment

Sort by ▾



INF_L1_U1S_Vocabulary_2

Label: A2, Key focus: Vocabulary, Prepositions, Daily activities | Question type: Drop-down | Score: 5

Remove

Digital preview

Choose the correct option.
Emily's routine...

Details



INF_L1_U1H_Vocabulary_4

Label: A2, Key focus: Vocabulary, Daily activities, School subjects | Question type: Gap fill | Score: 7

Remove

Digital preview

Complete the text with one word in each gap.
Stefan's typical Tuesday...

Details



INF_L1_U1H_Vocabulary_1 1

Label: A2, Key focus: Vocabulary, Daily activities | Question type: Gap fill | Score: 1

Remove




Digital preview

Complete the sentence with a daily routine activity.
In the morning after I get up, I for five minutes. It's very long and I like it to look nice.

Details

Step 2 of 2: Review questions

Exit

<div><div></div><div>INF_L1_U1H_Vocabulary_4 Label: A2, Key focus: Vocabulary, Daily activities, School subjects Question type: Gap fill Score: 7</div></div>	<div><div>— Remove</div><div>Digital preview</div></div>
<div>Complete the text with one word in each gap. Stefan's typical Tuesday...</div> <div><div>▼</div><div>Details</div></div>	
<div><div></div><div>INF_L1_U1H_Vocabulary_1 1 Label: A2, Key focus: Vocabulary, Daily activities Question type: Gap fill Score: 1</div></div>	<div><div>— Remove</div><div>Digital preview</div></div>
<div>Complete the sentence with a daily routine activity. In the morning after I get up, I for five minutes. It's very long and I like it to look nice.</div> <div><div>▼</div><div>Details</div></div>	
<div><div></div><div>INF_L1_U6H_Vocabulary_4 Label: A2, Key focus: Vocabulary, Activities Question type: Drop-down Score: 7</div></div>	<div><div>— Remove</div><div>Digital preview</div></div>
<div>Choose the correct answers to complete the dialogue. Mel: What are you doing, Tiago?...</div> <div><div>▼</div><div>Details</div></div>	

Натисніть Done, щоб зберегти
обрані завдання.





Assessment

Add assessment

Demo Assessment 1

Edit



Assessment questions added.



Questions

Selected questions: 4

View details

Students

Assigned to: None

Натисніть **Assign**, щоб вибрати учнів.



Assign

Schedule and settings

Start date: Not set | End date: Not set

Add

Step 1 of 2: Assign students

Classes Clear all ×

☒ Get Involved 2 Demo

Show results



Total assigned: 0

Виберіть клас(и) та/або групи і
натисніть **Show results**.



Select or change students the assessment is assigned to

To select students to assign the assessment to, first select a class from the list displayed. You will then be able to choose whether to assign the assessment to the whole class or to individual students.

Step 1 of 2: Assign students

Exit

Classes

Clear all ×

☒ Get Involved 2 Demo

Show results

Total assigned: 1

Get Involved 2 Demo



Assign all (2)



Student A

— Unassign

Student Macmillan



+ Assign

Натисніть **Assign**, щоб додати окремих учнів.

Щоб призначити завдання усім учням класу/групи, натисніть **Assign all**.

Step 1 of 2: Assign students

Exit

Classes

Clear all ×

☒ Get Involved 2 Demo

Show results

Total assigned: 1

Get Involved 2 Demo

Assign all (2)



Student A

— Unassign

Student Macmillan

+ Assign

Натисніть Next.




Next

Review students (1)



Total assigned: 1

Get Involved 2 Demo



Student A

— Remove

Ви можете видалити окремих учнів за допомогою **—Remove**.

Для завершення вибору класів/учнів натисніть **Done**.





Assessment

Add assessment

Demo Assessment 1

 Edit



Assessment assigned to students.



Questions

Selected questions: 4

[View details](#)



Students

Assigned to: 1

[View details](#)

Schedule and settings

Start date: Not set | End date: Not set



[Add](#)

Натисніть **Add**, щоб встановити
налаштування та строки виконання
завдання.



Submit

Add assessment: Demo Assessment 1

Schedule and settings

[Exit](#)

Assessment format *

- ☒ Digital
- ☐ Paper
- ☐ Paper (quick print)

Ви можете налаштувати формат (наприклад змінити його на паперовий).

Start date *

Choose a date



00:00



End date *

Choose a date



00:00



Виберіть дату та час початку і завершення виконання завдання.

Note: Students receive their results after the end date and time and when any required grading is complete. Choose the earliest end date and time you would like students to see their results. The end date and time can be extended if needed.

Total score: 20

Passing score: 50 % = 10 (score)



Assessment duration *

00:30



Ви можете налаштувати мінімальну необхідну кількість правильно виконаних завдань та змінити тривалість їх виконання.

Teacher's name *

Teacher Secondary

This name will be displayed to students.

Add assessment: Demo Assessment 1

Schedule and settings

Exit

Total score: 20

Passing score: 50 % = 10 (score)

Assessment duration *

00:30

Teacher's name *

Teacher Secondary

This name will be displayed to students.

Digital settings

Randomise questions

Controlled start

Any sorting or reordering of questions you have done will not be applicable if you choose to randomise questions.

Information

Натисніть **Information** для додаткових налаштувань.

Done

Add assessment: Demo Assessment 1

Schedule and settings

Exit

End date *

18 August 2025



09:00



Note: Students receive their results after the end date and time and when any required grading is complete. Choose the earliest end date and time you would like students to see their results. The end date and time can be extended if needed.

Total score: 20

Passing score:

50



% = 10 (score)

Assessment duration *



00:40



Teacher's name *

Teacher Secondary

This name will be displayed to students.



Digital settings



Information



Randomise questions



Controlled start

Any sorting or reordering of questions you have done will not be applicable if you choose to randomise questions.

Натисніть Done.

Done



Add assessment

Demo Assessment 1

Edit

Schedule and settings added.



Questions

Selected questions: 4

[View details](#)



Students

Assigned to: 1

[View details](#)



Schedule and settings

Start date: 15 August 2025 14:00 | End date: 18 August 2025 09:00

[View details](#)



The assessment will be saved as a draft until all details are completed and the 'Submit' button is pressed.

Натисніть **Submit**, щоб зберегти створене завдання та відправити його учням.



Submit



< [Menu](#)

Dashboard

My questions

Dashboard

Active **Future** Past Drafts Quick print

Future

Showing 1 of 1 results

Get Involved for Ukraine 2 | Digital Teacher's Book with App

Demo Assessment 1

Start date: 15 August 2025 14:00 | End date: 18 August 2025 09:00

Questions	4
Assigned to	Get Involved 2 Demo View students
Format	Digital
Created by	Teacher Secondary

Digital view

More actions ⋮

- Share assessment
- Copy assessment
- Edit assessment
- Delete assessment

Ви також можете переглядати завдання, розмістити його у Google classroom, копіювати, редагувати або видалити завдання.



For support, please go to
help.macmillaneducation.com

