

7 important things to know about teaching Very Young Learners.



Learning Stars is a new 3-level course for Young Learners by **Jeanne Perrett** and **Jill Leighton**



1

Children need help to pay attention and to get used to classroom routines.



Children can, generally speaking, concentrate for about 2-5 minutes for each year old they are.

If they are

they can focus for

2

4-10 minutes

3

6-15 minutes

4

8-20 minutes

5

10-25 minutes

6

12-30 minutes

7

14-35 minutes

8

16-40 minutes

9

18-45 minutes

10

20-50 minutes



To get a child's attention, we must pay attention to them.

Check physical needs; food, water, air, temperature of room, clothing.

Vary activities and give lots of small breaks for exercise, water and fresh air.



Create an organised space for them to work and play in.



Create your own classroom routines.

In Learning Stars we have songs and chants for everyday classroom activities.

The Teacher's Guide gives you step by step advice for how to plan your lessons.



Unit 2 My school

Lesson 1



1

2

3

4

10

Value

New Words

I keep my school tidy.

Listen and repeat.
Listen.
Sing.
Play and say.



2 Lesson 2

5



6



5



6



Listen.
Play and chant.



Point and say
together
What's this? It's a ...

11



2

**Children need time and
repetition.**



Keep revising and recycling the language they have been introduced to in previous lessons.


Always start a lesson with something the children already know.

Start simple and gradually, very gradually build up their language.

Let them have plenty of time to absorb language before they produce it.



Teach the same words and phrases in lots of different ways.



Use puppets or toys



Puppets can...

repeat the same question again and again

make the same mistakes and experience the same difficulties as the children

show emotions which children might not want to admit to in class; shyness, reluctance and fear for example



3

**Children can take in a lot of
vocabulary and phrases.**





7 Lesson 2



Listen.
Play.
Sing.



Point and say together
Do you like ...?
Yes, I like ...
No, I don't like ...



The Picnic



What do we want to pack for our picnic?



How do we lay a cloth? Practise with a real one then mime the actions.



7 Lesson 5

Make a healthy lunchbox



Yes, please!



No, thank you!

1



1



2



44



Science

Listen and circle.
Sing.



Thank you!

7 Lesson 6



Listen to the story.
Sing.
Act out the story.

45



Vocabulary

- 1 Can recognise the words and point to pictures.
- 2 Can say the words when shown the pictures.
- 3 Pronounces the words correctly.
- 4 Can use the vocabulary in speaking.



Speaking

- 1 Greets teachers and classmates in English.
- 2 Uses structures learnt to express themselves in English in everyday situations.
- 3 Can form simple sentences with reasonable fluency.
- 4 Participates in guided speaking activities such as Act Out the story lessons and uses the target language appropriately.



4

**They need to become familiar
with the English alphabet and
sounds.**



Learning to read with Learning Stars

We start with a careful phonics syllabus.



Cc



Cat and camel have a cake in the car.
Caterpillar has an orange guitar.

Dd



Duck and dinosaur dance on a log.
'Can I dance too?' says dog?

1



2



3





4



Listen and point. Say.
Chant. Say the next word.
Sing and do actions.
Play: I can see.







Phonics

- 1 Can recognise and name both capital and lower case letters.
- 2 Can recognise and produce the letter sounds.
- 3 Can hear the initial sounds of the phonics words and identify the letters.
- 4 Can hear and identify the initial sounds of any given words and identify the letters.
- 5 Can form the letters correctly and neatly.



5

They need action, games and songs.





4

4 Lesson 2



6



Listen.
Play and say.
Sing.

Grammar

Point and
say together
What are they?
They're ...

23





8 Lesson 2



Listen.
Sing and play.

Grammar

Point and say together
I can ... Can you ...?
Yes, I can. No, I can't.

47



Listening

- 1 Responds to English instructions.
- 2 Joins in with songs and chants and is beginning to sing along accurately.
- 3 Listens for actions in action songs and does them.



6

**They need to learn important
life skills.**



9 Lesson 5

Make a sandwich!



1

a



b



c



d



e



f



1



56

Food and Nutrition

Listen and number the pictures in order.



1

Lesson 5

Wash your hands



Eat with clean hands.



Wash your hands. Use soap.



Rinse your hands.



Dry your hands.
Use a clean towel.



8


PSHE

Listen and point.
Mime the actions.
Look and draw:
✓ = clean ✗ = dirty.



What colour
soap do you
like?






7

**They want to learn about the
world around them.**



2 Lesson 5

Look - a rainbow!



4 Lesson 5

Quack, quack!



2



Science Listen and match.
Trace a line from the baby cat
to the mummy cat.



